
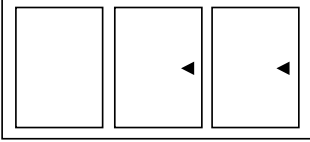
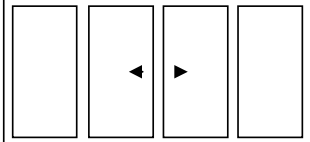


KEMWAY SLIDING DOORS

KEMWAY PATIO DOORS STANDARD SIZES

STANDARD HEIGHT 2100

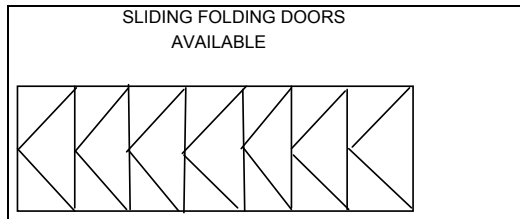
SIZE	ELEVATION
1500	
1800	
2000	
2100	
2400	
2700	
2235	
2685	
2985	
3135	
3585	
4035	
4485	
3000	
3600	
4000	
4200	
4800	
5400	
6000	

NOTES:
EXTRAS
EXTERNAL LOCK AVAILABLE
TOP LOCK WITH KEY

STANDARD COLOURS:
NATURAL ANODISED
WHITE BRONZE EPOXY
POWDER COATED

**NON STANDARD SIZES
ON REQUEST**

ALL SAFETY GLASS



300		Top Hung Sidelights Top-Hung
600		
900		

SAFETY GLASS

NOTES: DOORS AND SIDELIGHTS ARE 5MM LESS THAN SPECIFIED

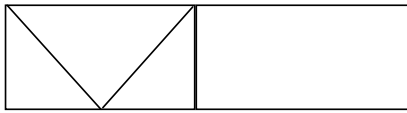

AGENTS:

Clear Glass
Tel: 011 975 5818 - 975 6737
email : sales@kemwayslidingdoors.co.za

Magnum Glass
Tel: 011 970 1550
Fax: 011 975 6737

P O Box 3119, Kempton Park, 1620
25 Oak Ave Kempton Park

**KEMWAY ELEGANT 43MM
TOPLIGHTS FOR PATIO DOORS**

SIZE	ELEVATION	HEIGHT
1500		300
1500		600
1800		300
1800		600
2000		300
2000		600
2100		300
2100		600
2400		300
2400		600
2700		300
2700		600
3000		300
3000		600
3000		300
3000		600
3600		300
3600		600

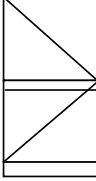
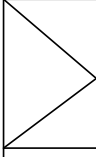
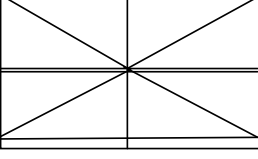
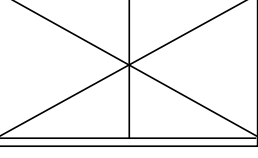


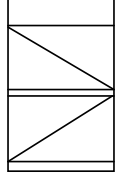
STANDARD COLOURS:

NATURAL ANODISED
WHITE/BRONZE EPOXY POWDER COATED
SIZES OVER 3600 ON REQUEST

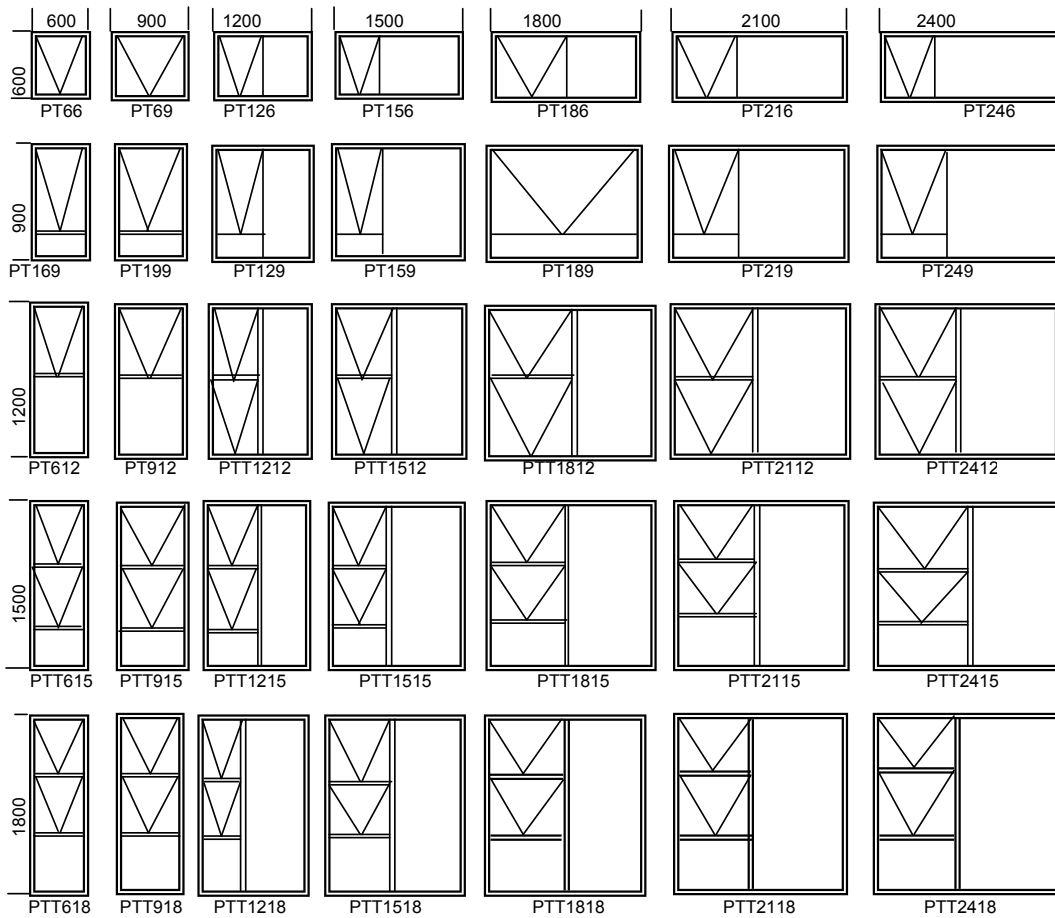
NOTES:

TOPLIGHTS ARE 5MM LESS THAN SPECIFIED
SIZES ABOVE 4 METERS - ALUMINIUM OR STEEL COUPLER REQUIRED
ALSO AVAILABLE WITHOUT VENTS

KEMWAY ENTRANCE AND INTERNAL DOORS

ELEVATIONS	SINGLE DOORS	SIZES
	WITH MIDRAIL	700-1000
	WITHOUT MIDRAIL	700-1000
DOUBLE DOORS		
	WITH MIDRAIL	1400-2000
	WITHOUT MIDRAIL	1400-2000
	TOP HUNG SIDELIGHTS	300-1200
	FIXLIGHTS	ANY SIZE
	DOOR WITH TOPLIGHT	
	NOTES: LOCKS: 1-2 ON DOORS AS REQUESTED AVAILABLE: OVERHEAD CLOSURES COTTAGE PANE DOORS	COLOURS: NATURAL-ANODISED WHITE/BRONZE EPOXY POWDER COATED OTHERS ON REQUEST

KEMWAY ELEGANT 43MM (PT/PTT TOP HUNG SERIES)



COLOURS:

NATURAL - ANODISED
WHITE/BRONZE EPOXY POWDER COATED

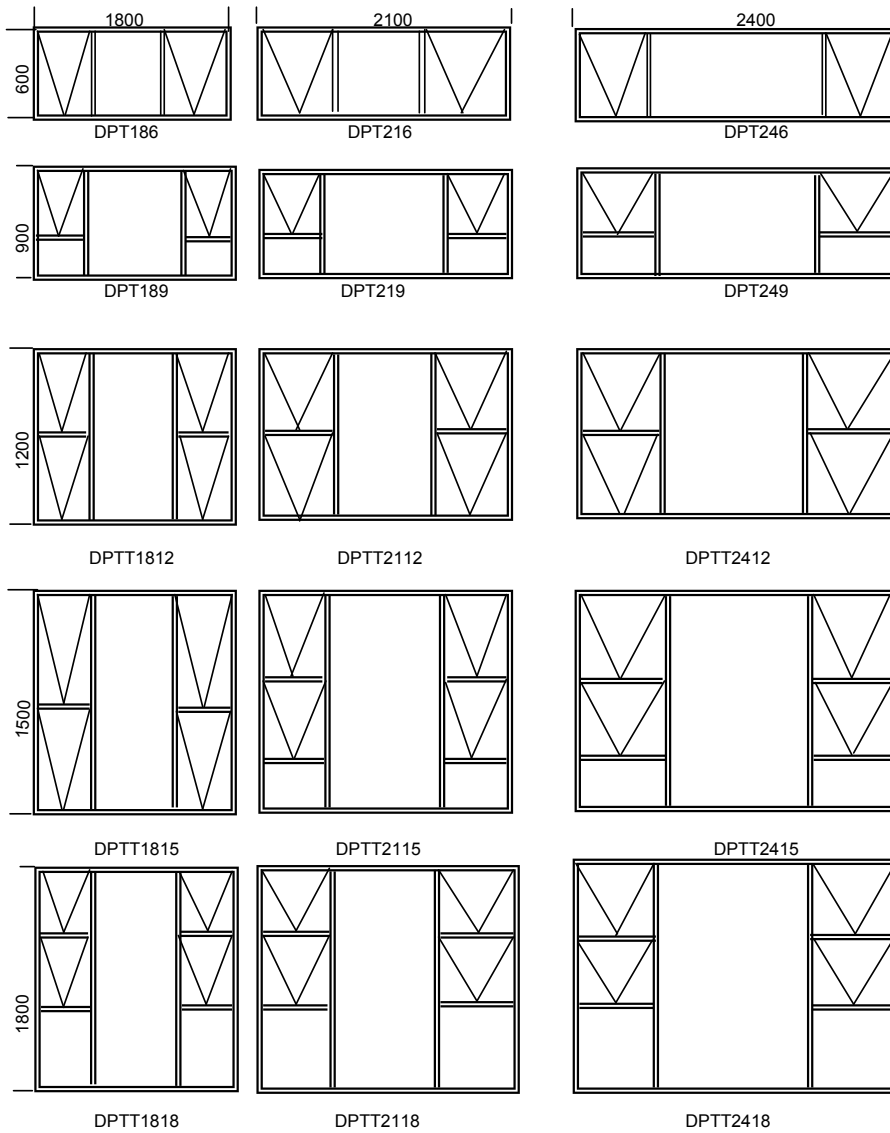
NOTES:

WINDOWS: ARE 5MM LESS THAN SPECIFIED
VENTS: STANDARD ON LEFT
VENTS: ON RIGHT MUST BE SPECIFIED
GLASS: OVER 1500 IN HEIGHT SAFETY AT BOTTOM
BURGLAR BARS AVAILABLE
SPECIALS: ON REQUEST



Outside fiewed

ELEGANT 43MM (DPT/DPTT TOP HUNG SERIES)



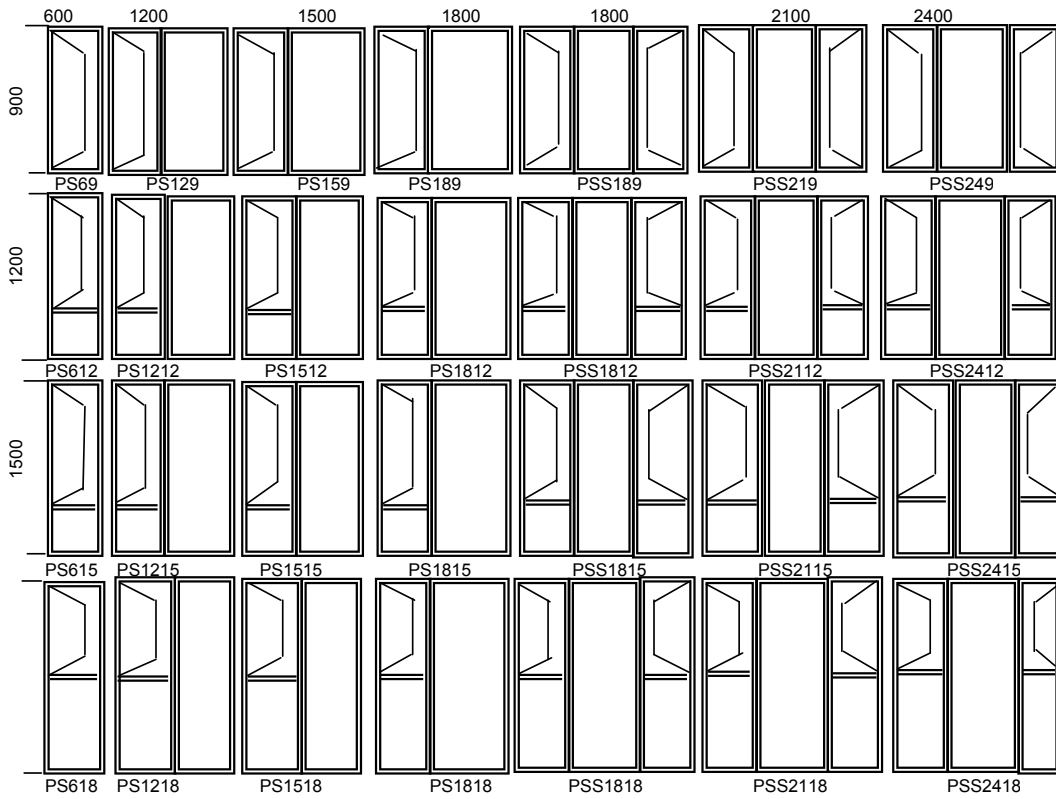
COLOURS:

NATURAL ANODISED
WHITE BRONZE EPOXY COATED

NOTES:

GLASS: OVER 1500 IN HEIGHT SAFETY AT BOTTOM
WINDOWS ARE 5MM LESS THAT SPECIFIED.
SPECIALS: ON REQUEST

KEMWAY ELEGANT 43MM (PS/PSS SIDE HUNG WINDOWS)



COLOURS:

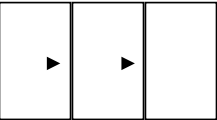
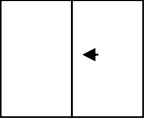
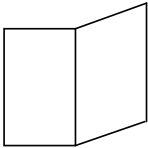
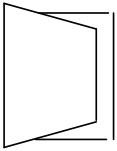
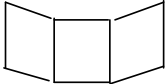
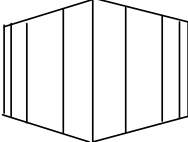

- NATURAL - ANODISED
- WHITE BRONZE EPOXY POWDER COATED
- SPECIALS ON REQUEST

NOTES:

- GLASS: OVER 1500 IN HEIGHT SAFETY AT BOTTOM
- WINDOWS ARE 5MM LESS THAN SPECIFIED
- VENTS: STANDARD ON LEFT
- VENTS: ON RIGHT MUST BE SPECIFIED.



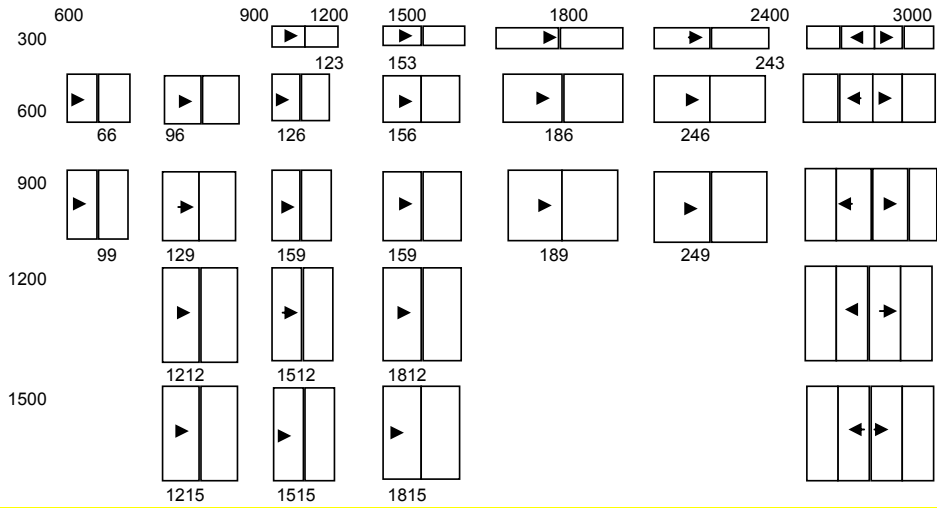
OUTSIDE VIEWED

SHOWER ENCLOSURES		
SIZE	ELEVATION	
TRI DOOR		
UP TO 700 700 TO 800 800 TO 900 900 TO 1000 1000 TO 1100 1100 TO 1200 1200 TO 1300		1810
Standard Return panels can be used with Tri Door however, an extra wall channel needs to be purchased		
BI-SLIDER		
900 1000 1100 1200		1816
RETURN PANELS		
700 750 800 850 900 950 1000		1810
PIVOT DOOR		
600 580-630 650 630-680 700 680-730 750 730-780 800 780-830 850 830-880 900 880-930 950 930-980 1000 980-1030		1810
Standard Return Panel Range can be used with the Pivot Door		
PENTAGONAL PIVOT		
700 DOOR 2 X 400 PENTA PANELS TOTAL (can be ordered seperately)		
CORNER ENTRY		
750 720-745 800 770-795 900 870-895 1000 970-995 1100 1070-1095 1200 1170-1195		1810
HINGE DOORS		
500 TO 1000		

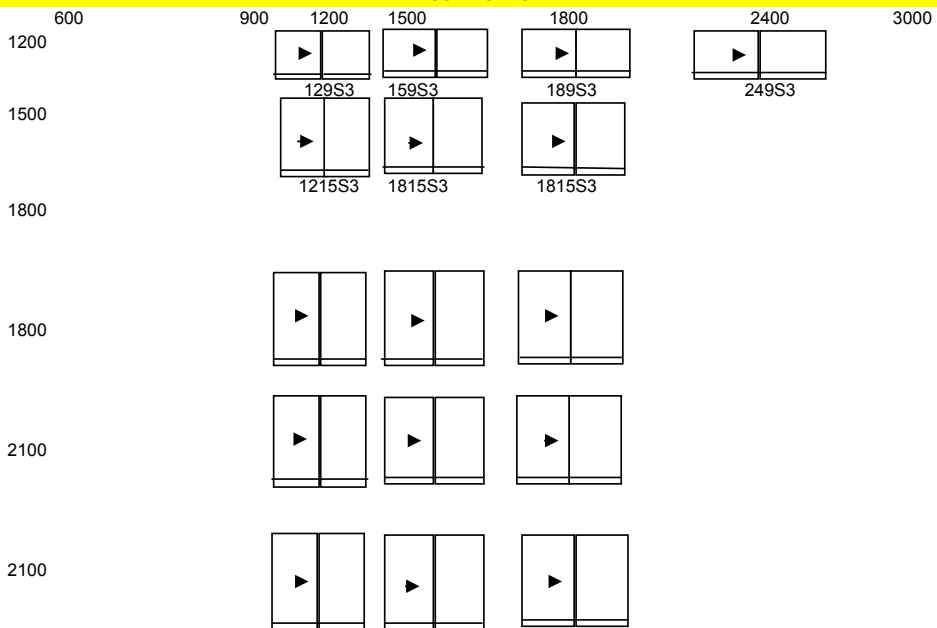
COLOURS:
 NATURAL/
 ANODISED
 WHITE/BRONZE
 EPOXY
 POWDER
 COATED

GLASS:
 CLEAR/
 OBSCURE
 TOUGHNED
 SAFETY

KEMWAY HORIZONTAL SLIDING WINDOWS



WITH SUBLIGHTS



COLOURS:

NATURAL - ANODISED
WHITE BRONZE EPOXY POWDER COATED

NOTES:

WINDOWS ARE 5MM LESS THAN SPECIFIED
SLIDERS INTERCHANGABLE FROM LEFT TO RIGHT
OVER 1500 IN HEIGHT SAFETY AT BOTTOM

AGENTS:

Clear Glass
Tel: 011 975 5818 - 975 6737
email : sales@kemwayslidingdoors.co.za

Magnum Glass
Tel: 011 970 1550
Fax: 011 975 6737

P O Box 3119, Kempton Park, 1620
25 Oak Ave Kempton Park